

## **Customer Health and Safety GRI Standard 416-1**

### **Responsible Marketing GRI Standard 417-1**

In its primary consumer goods business, Stanley Black & Decker's Global Tools & Storage business maintains an acute awareness of and responsibility for the potential health & safety impacts on its customer base. As the world's leader in tools and storage SBD's product development processes include tollgates for product safety review, and extensive testing is conducted on our products' safety. Safety information is consistently communicated to customers.

The GTS business follows a quality policy consistent with ISO9001 that requires third-party approval demonstrating safety. Organizations including Underwriter's Laboratories (UL), CSA, DEKRA and VDE are used for these approvals. There are a few exemptions for low risk products such as flashlights. In those cases, safety tests and design requirements are met and documented internally.

The product development process also triggers safety reviews for all products at various product development milestones including Milestone 2 (conceptual design), Milestone 4 (approval to release funds for tooling) and Milestone 6 (approval for saleable production). These milestones also include a review of product labeling and marking to ensure safety and operational hazards are identified for the customer as shown in the example from a DEWALT Cordless Power drill (Figure 1 see below). This demonstrates SBD's commitment to share information on the safe use of the product (or service) with its customers (GRI 416-1).

Products that include batteries include information about SBD's commitment to safe disposal of the product and environmental or social impacts from recycling (manual excerpt shown in Figure 2). Through a partnership with Call2Recycle, SBD's customers can recycle their batteries for free. An on-product label (shown in Figure 3) with a phone number highlights this opportunity so customers can find disposal options. SBD also follows all applicable product regulation expectations under CE marking requirements, RoHS, and REACH as required by legislation.

SBD's Security Business is a global provider of integrated security solutions for local, regional, multi-location, and national organizations. These integrated security solutions take the form of integrated intrusion detection, fire protection, video surveillance, access control, and monitoring applications. SBD professionals design, install and maintain your system, and STANLEY 24-hour UL & FM approved ProtectionNet Monitoring Centers, inspected and approved by [Underwriters Laboratories](#) and [Factory Mutual](#), provide the highest level of security and service. Product safety associated with these critical integrated systems is important to protect Stanley Security customers' assets as well as the health and safety of the public, that visits our customers' locations and walk through Stanley Security access control doors every day.

Figure 1 – Safety Labeling Example – DEWALT Cordless Power Drill

**Definitions: Safety Guidelines**

The definitions below describe the level of severity for each signal word. Please read the manual and pay attention to these symbols.

**⚠ DANGER:** Indicates an imminently hazardous situation which, if not avoided, **will result in death or serious injury.**


**⚠ WARNING:** Indicates a potentially hazardous situation which, if not avoided, **could result in death or serious injury.**

**⚠ CAUTION:** Indicates a potentially hazardous situation which, if not avoided, **may result in minor or moderate injury.**


**NOTICE:** Indicates a practice **not related to personal injury** which, if not avoided, **may result in property damage.**

**English**

IF YOU HAVE ANY QUESTIONS OR COMMENTS ABOUT THIS OR ANY DEWALT TOOL, CALL US TOLL FREE AT: 1-800-4-DEWALT (1-800-433-9258).

 **WARNING:** To reduce the risk of injury, read the instruction manual.

**General Power Tool Safety Warnings**

 **WARNING!** Read all safety warnings and all instructions. Failure to follow the warnings and instructions may result in electric shock, fire and/or serious injury.

**SAVE ALL WARNINGS AND INSTRUCTIONS FOR FUTURE REFERENCE**

The term "power tool" in the warnings refers to your mains-operated (corded) power tool or battery-operated (cordless) power tool.

**1) WORK AREA SAFETY**

- a) **Keep work area clean and well lit.** Cluttered or dark areas invite accidents.
- b) **Do not operate power tools in explosive atmospheres, such as in the presence of flammable liquids, gases or dust.** Power tools create sparks which may ignite the dust or fumes.
- c) **Keep children and bystanders away while operating a power tool.** Distractions can cause you to lose control.

**2) ELECTRICAL SAFETY**

- a) **Power tool plugs must match the outlet. Never modify the plug in any way. Do not use any adapter plugs with earthed (grounded) power tools.** Unmodified plugs and matching outlets will reduce risk of electric shock.
- b) **Avoid body contact with earthed or grounded surfaces such as pipes, radiators, ranges and refrigerators.** There is an increased risk of electric shock if your body is earthed or grounded.
- c) **Do not expose power tools to rain or wet conditions.** Water entering a power tool will increase the risk of electric shock.
- d) **Do not abuse the cord. Never use the cord for carrying, pulling or unplugging the power tool. Keep cord away from heat, oil, sharp edges or moving parts.** Damaged or entangled cords increase the risk of electric shock.
- e) **When operating a power tool outdoors, use an extension cord suitable for outdoor use.** Use of a cord suitable for outdoor use reduces the risk of electric shock.
- f) **If operating a power tool in a damp location is unavoidable, use a ground fault circuit interrupter (GFCI) protected supply.** Use of a GFCI reduces the risk of electric shock.

1

**English**

**3) PERSONAL SAFETY**

- a) **Stay alert, watch what you are doing and use common sense when operating a power tool. Do not use a power tool while you are tired or under the influence of drugs, alcohol or medication.** A moment of inattention while operating power tools may result in serious personal injury.
- b) **Use personal protective equipment. Always wear eye protection.** Protective equipment such as dust mask, non-skid safety shoes, hard hat, or hearing protection used for appropriate conditions will reduce personal injuries.
- c) **Prevent unintentional starting. Ensure the switch is in the off position before connecting to power source and/or battery pack, picking up or carrying the tool.** Carrying power tools with your finger on the switch or energizing power tools that have the switch on invites accidents.
- d) **Remove any adjusting key or wrench before turning the power tool on.** A wrench or a key left attached to a rotating part of the power tool may result in personal injury.
- e) **Do not overreach. Keep proper footing and balance at all times.** This enables better control of the power tool in unexpected situations.
- f) **Dress properly. Do not wear loose clothing or jewelry. Keep your hair, clothing and gloves away from moving parts.** Loose clothes, jewelry or long hair can be caught in moving parts.
- g) **If devices are provided for the connection of dust extraction and collection facilities, ensure these are connected and properly used.** Use of dust collection can reduce dust-related hazards.

**4) POWER TOOL USE AND CARE**

- a) **Do not force the power tool. Use the correct power tool for your application.** The correct power tool will do the job better and safer at the rate for which it was designed.

**5) BATTERY TOOL USE AND CARE**

- a) **Recharge only with the charger specified by the manufacturer.** A charger that is suitable for one type of battery pack may create a risk of fire when used with another battery pack.
- b) **Use power tools only with specifically designated battery packs.** Use of any other battery packs may create a risk of injury and fire.

2

Figure 2 – Battery-Containing Product Manual Excerpt

**The RBRC® Seal**

The RBRC® (Rechargeable Battery Recycling Corporation) Seal on the nickel cadmium, nickel metal hydride or lithium-ion batteries (or battery packs) indicates that the costs to recycle these batteries (or battery packs) at the end of their useful life have already been paid by DEWALT. In some areas, it is illegal to place spent nickel cadmium, nickel metal hydride or lithium-ion batteries in the trash or municipal solid waste stream and the Call 2 Recycle® program provides an environmentally conscious alternative. Call 2 Recycle, Inc., in cooperation with DEWALT and other battery users, has established the program in the United States and Canada to facilitate the collection of spent nickel cadmium, nickel metal hydride or lithium-ion batteries. Help protect our environment and conserve natural resources by returning the spent nickel cadmium, nickel metal hydride or lithium-ion batteries to an authorized DEWALT service center or to your local retailer for recycling. You may also contact your local recycling center for information on where to drop off the spent battery. RBRC® is a registered trademark of Call 2 Recycle, Inc.






Figure 3 – Battery-Containing Product Label



1-800-4-DEWALT [www.DEWALT.com](http://www.DEWALT.com)  
Pat.: [DEWALT.com/patents](http://DEWALT.com/patents)